

ULTRA-HIGH RESOLUTION, ACCURACY, AND PRECISION



microArch® S150



Maximum Build Size
80 × 48 × 50 (mm³)




Printing Material
Photosensitive Resin, Ceramic
Slurry, Biomaterial

Specification

Light Source	UV LED [405 nm]
Printing Material	Photosensitive Resin, Ceramic Slurry, Biomaterial
Optical Resolution	25 μm
Layer Thickness	10~50 μm
Build Size	Mode 1: single exposure mode 27 mm[L] × 48 mm[W] × 50 mm[H]
	Mode 2: stitching exposure mode 80 mm[L] × 48 mm[W] × 50 mm[H]
	Mode 3: micro array mode 80 mm[L] × 48 mm[W] × 50 mm[H]
Input Data File Format	STL
External Dimensions	800mm[L] × 485mm[W] × 450mm[H]
Touchscreen Monitor Size	10.1inch (1280*800)
Total Weight	70 kg
Power Supply	100~240 V AC, 50/60 Hz, 1.3kW

Applications




Microfluidic Chip

- Application fields:**
Microfluidics
- Features:**
- Sample size: $60 \times 40 \times 10 \text{ mm}^3$
 - Diameter of channels: $300 \mu\text{m}$




Nozzle

- Application fields:**
Industry
- Features:**
- Sample size: $8.09 \times 8.09 \times 19.9 \text{ mm}^3$
 - Diameter of nozzle: $150 \mu\text{m}$




Microfluidic Chip

- Application fields:**
Microfluidics
- Features:**
- Sample size: $40 \times 15 \times 10 \text{ mm}^3$
 - Minimum diameter of channel: $100 \mu\text{m}$




Microfluidic Chip

- Application fields:**
Microfluidics
- Features:**
- Sample size: $25 \times 10 \times 10 \text{ mm}^3$
 - Width of lines: $25 \mu\text{m}, 50 \mu\text{m}, 100 \mu\text{m}$; Side length of the square cavity: $100 \mu\text{m}$; diameter of the circular cavity: $125 \mu\text{m}$



Gradual-Changing Microneedle Array

- Application fields:**
Biomedicine, drug delivery, biosensing
- Features:**
- Sample size: $50 \times 50 \times 6 \text{ mm}^3$
 - Height of needles: $750\text{--}3000 \mu\text{m}$; diameter of needles: $250\text{--}1000 \mu\text{m}$



Triply-Periodic Minimal Surface Hydrogel Scaffold

- Application fields:**
Biomedicine, regenerative medicine
- Features:**
- Sample Size: $6 \times 6 \times 2 \text{ mm}^3$
 - Minimum diameter of interconnected pore: $100 \mu\text{m}$
 - Made of smooth continuous curved surface and ordered interconnected pores.

